

2026 Annual General Meeting Live Online Webcast User Guide

WARNING: Unauthorized photography, filming or recording of this webcast is strictly prohibited.

General Equipment

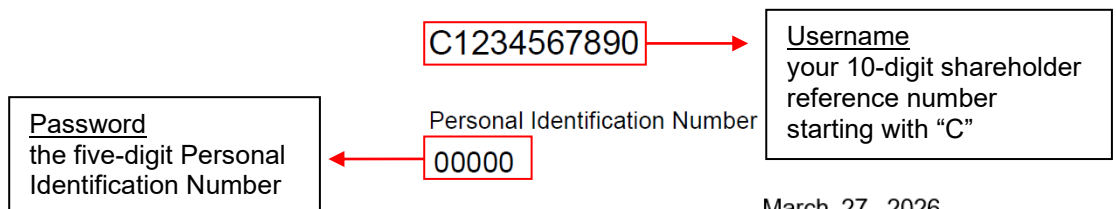
1. Access to the internet with a smart phone, tablet device or computer. Internet connection of preferably 4MB or above for smooth and clear viewing experience.
2. Wired internet connection preferred.
3. Visit [Help](#) to ensure your equipment meets the minimum requirements.

Login Procedures

1. Visit webcast link: <https://edge.media-server.com/mmc/p/o9uxpirh>
2. Fill in the “Username” and “Password”.
(for registered shareholders: login details have been mailed in separate letter.)

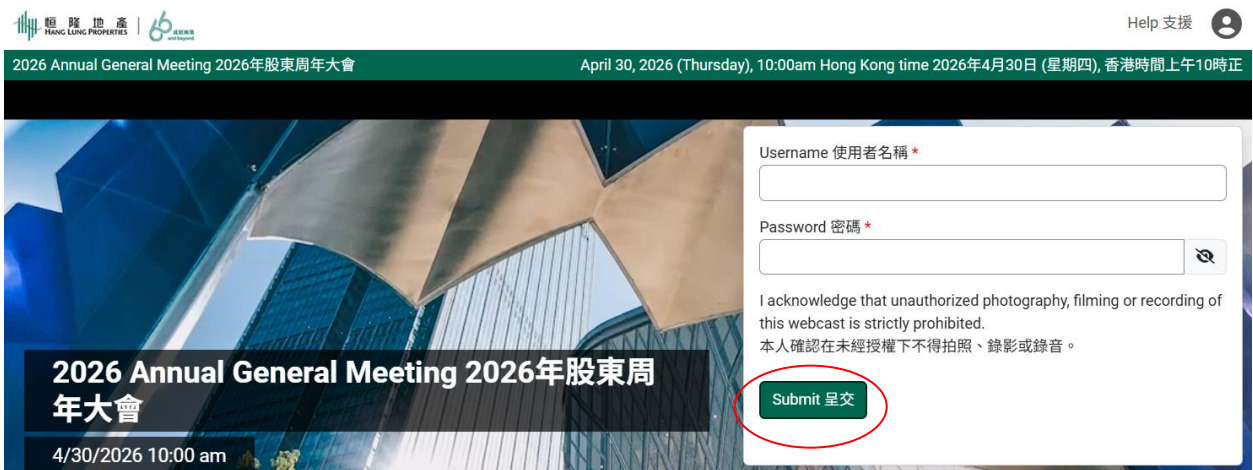


恒隆地產有限公司
HANG LUNG PROPERTIES LIMITED
(Incorporated in Hong Kong with limited liability)
(Stock Code: 00101)



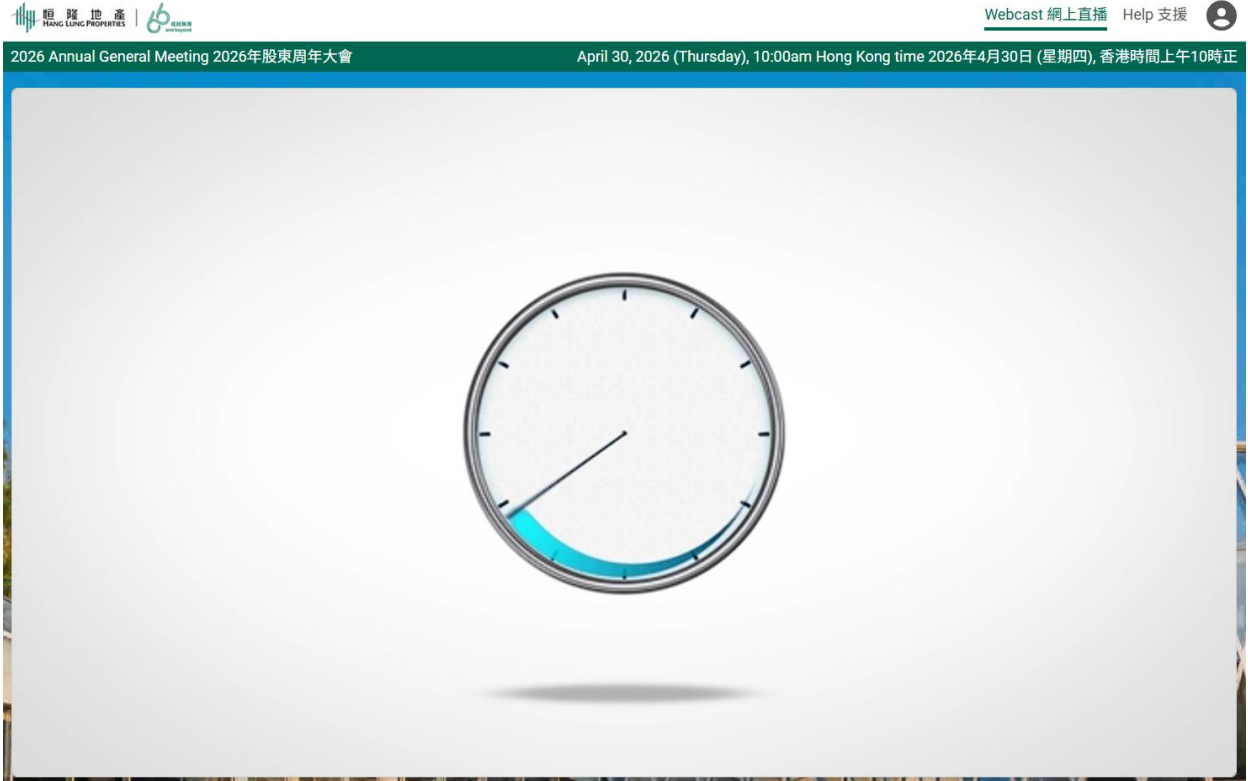
March 27, 2026

3. Click “Submit”

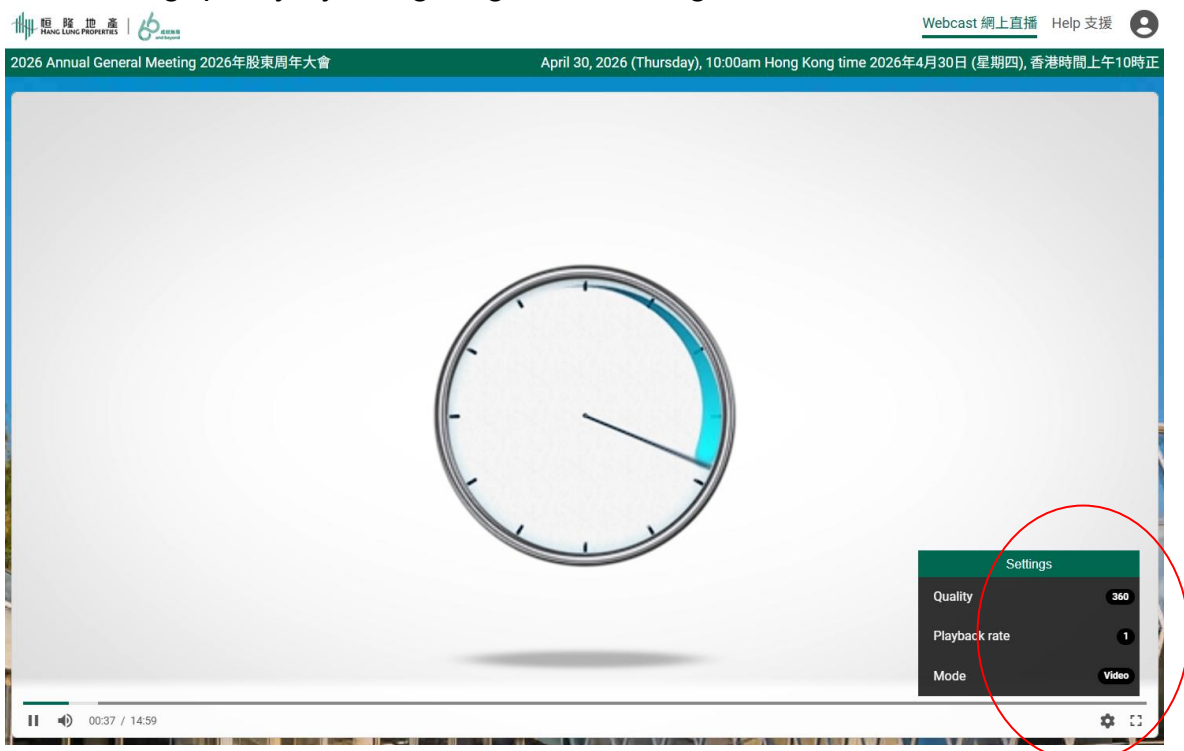


The screenshot shows the webcast login interface. At the top, there are logos for Hang Lung Properties and the 2026 Annual General Meeting. The header includes the date and time: "April 30, 2026 (Thursday), 10:00am Hong Kong time 2026年4月30日 (星期四), 香港時間上午10時正". The main content area features a large image of a modern building. In the bottom left corner, there is a banner for the "2026 Annual General Meeting 2026年股東周年大會" with the date and time "4/30/2026 10:00 am". On the right side, there is a login form with two input fields: "Username 使用者名稱" and "Password 密碼". Below the fields, there is a disclaimer: "I acknowledge that unauthorized photography, filming or recording of this webcast is strictly prohibited. 本人確認在未經授權下不得拍照、錄影或錄音." At the bottom of the form, there is a green "Submit 呈交" button, which is circled in red in the image.

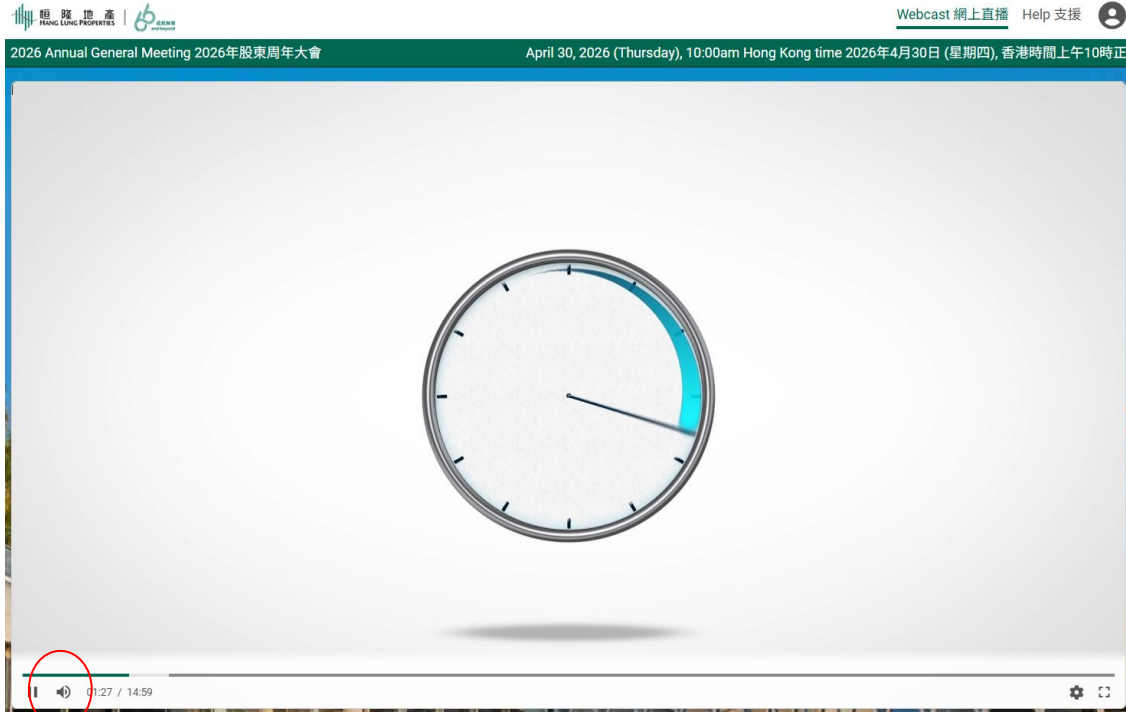
- You will be taken to the main webcast page. Prior to the start of webcast, you will see a rolling clock animation with background music.



- Once webcast is "Live", the clock will automatically be replaced by live stream of 2026 Annual General Meeting.
- If there is any buffering during the live online webcast, you may manually lower the viewing quality by navigating over to the gear icon.



7. The volume controls can be adjusted in the video window of the webcast and audio controls of your own device.



Submission of Questions

You may type your question(s) into the input box at the bottom and then click “Submit”.

